

Scaled data based on original data using
LM-79-08 Approved Method: Electrical and Photometric Measurements of Solid-
State Lighting Products

Test Report Prepared for
Cooper Lighting Solutions
(formerly Eaton)

Brand: STREETWORKS

Report Number: P882415

Luminaire Tested: **NVN-SB2B-740-U-T1**

Issue Date: 10/7/2024

Test Information

Test Method: LM-79-08
Report Number: P882415
TEST IS SCALED FROM IESNA LM-79-08 TEST DATA (G2-2405-108-2)
Test Lab: INNOVATION CENTER
Issue Date: 10/7/2024
Manufacturer: COOPER LIGHTING SOLUTIONS (FORMERLY EATON)
Product Line: STREETWORKS
Catalog Number: NVN-SB2B-740-U-T1
Description: NAVION ROADWAY AND AREA HIGH DENSITY LED LUMINAIRE
(2) 70 CRI, 4000K, 450mA LIGHTSQUARES WITH 26 LEDS EACH AND TYPE I OPTICS
Light Source: -
Ballast/Driver: ELECTRONIC DRIVER

Summary

Lumens per Lamp: N/A
Luminaire Lumens: 12240 lumens
Efficiency: N/A
Efficacy: 165.6 lumens/watt
Luminous Opening: Rectangular (W 0.5' x L: 1' x H: 0')
IES Classification: Type I - Short
BUG Rating: B3 - U0 - G3

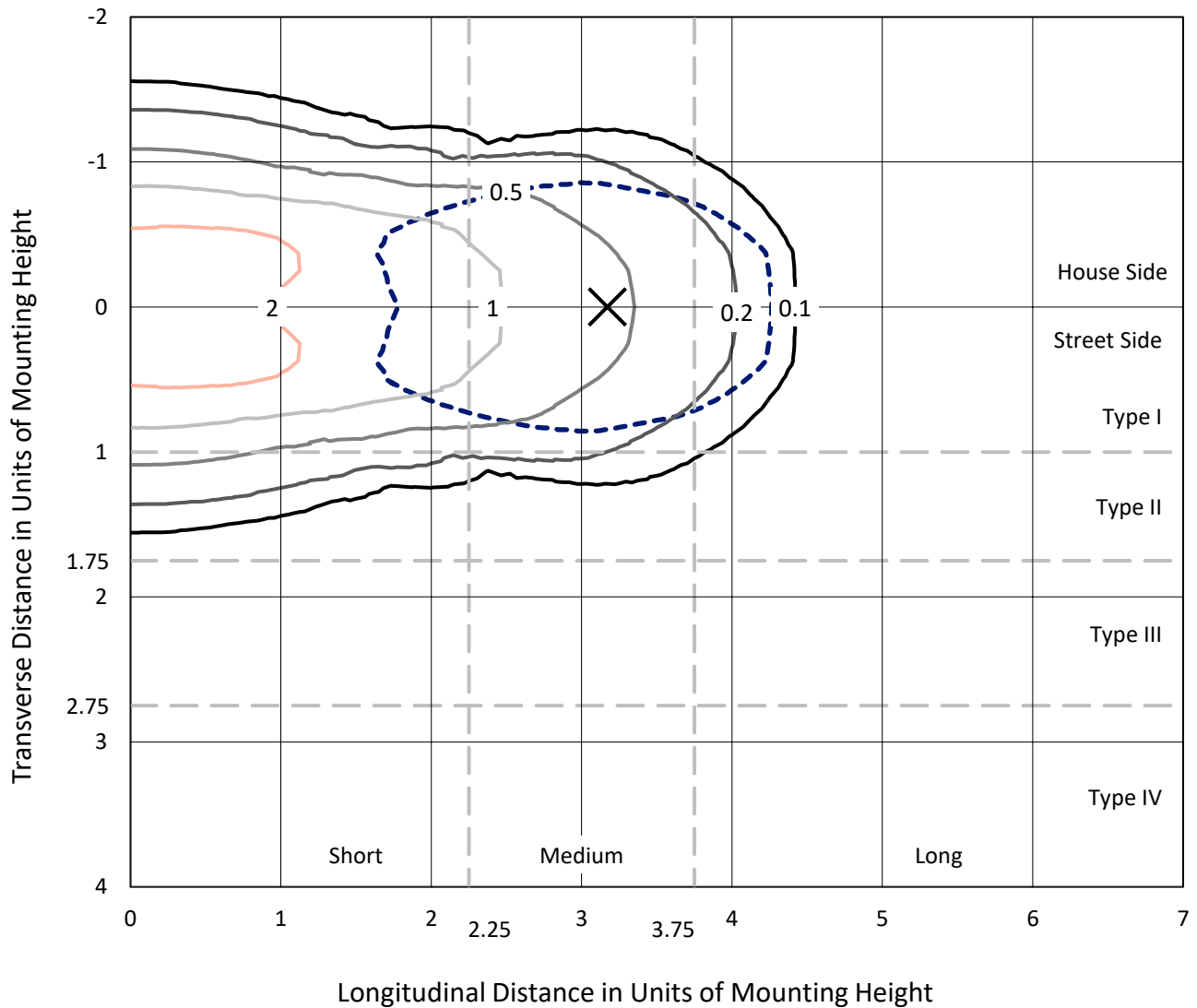
Input Watts (W): 73.9
Input Voltage (V): 120.0
Input Current (Ain): 0.627
Voltage Rise (V): NR
Power Factor: 0.988
Total Harmonic Distortion (THDi): 13.593
Frequency (hertz): 60
Stabilization Time: NR
Operation Time: NR
Ambient Temperature (°C): NR
Test Distance: 24 FT



REPORT NUMBER: P882415
 CATALOG NUMBER: NVN-SB2B-740-U-T1

Iso-Footcandle Lines of Horizontal Illumination

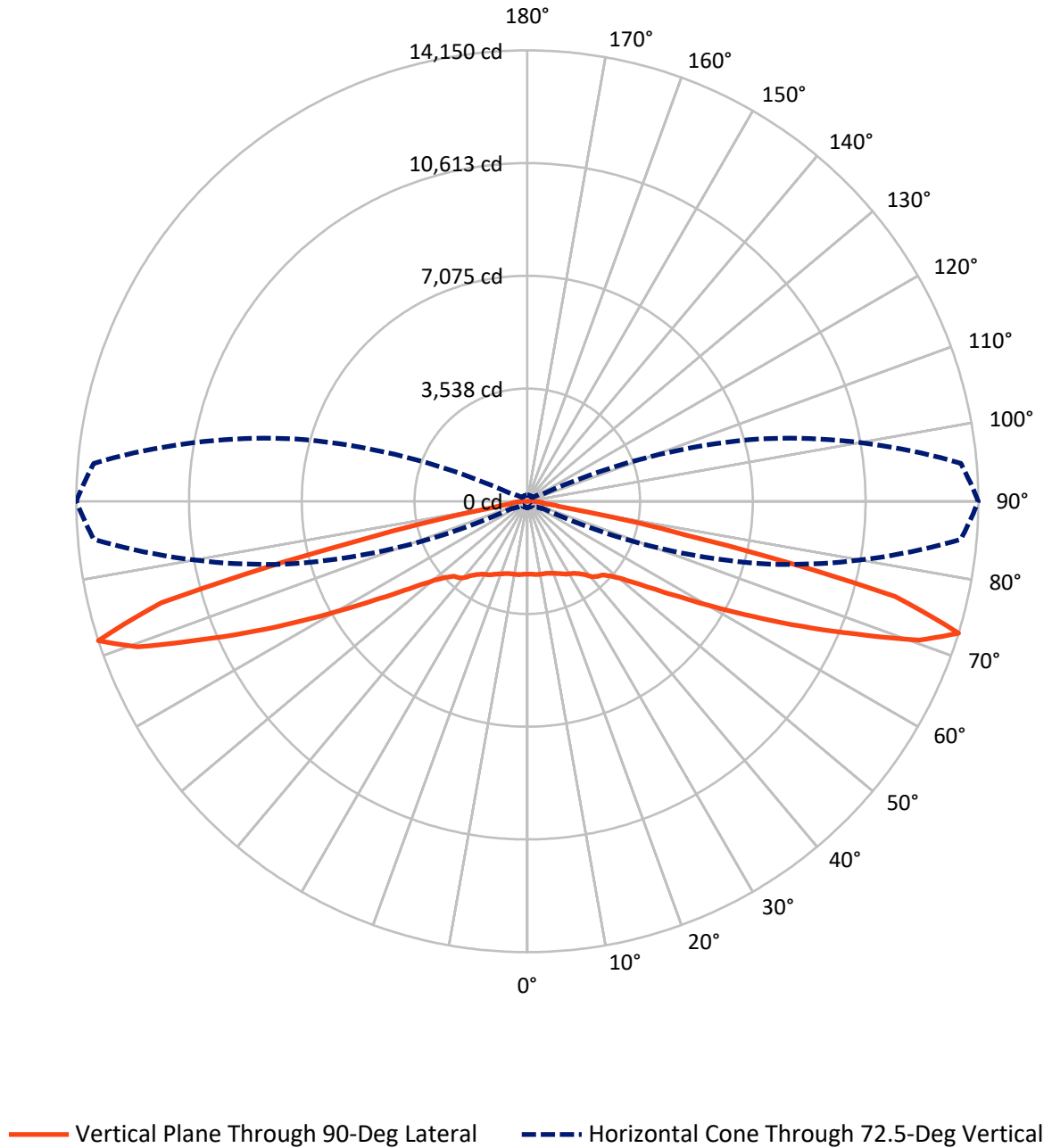
× Max cd
 - - - 1/2 Max cd



Based on 25 foot mounting height. Maximum calculated value = 3.7 fc
 Type I - Short - N/A

REPORT NUMBER: P882415
CATALOG NUMBER: NVN-SB2B-740-U-T1

Luminous Intensity Polar Plot



REPORT NUMBER: P882415
 CATALOG NUMBER: NVN-SB2B-740-U-T1

FLUX DISTRIBUTION:

		Downward	Upward	Total
House Side	Lumens	6120.0	0.0	6120.0
	% Fixture	50.0	0.0	50.0
Street Side	Lumens	6120.0	0.0	6120.0
	% Fixture	50.0	0.0	50.0
Total	Lumens	12240.0	0.0	12240.0
	% Fixture	100.0	0.0	100.0

ZONAL LUMENS:

Zone	Lumens	% Fixture
0°-10°	221.8	1.8
10°-20°	678.1	5.5
20°-30°	1130.6	9.2
30°-40°	1555.0	12.7
40°-50°	1899.1	15.5
50°-60°	2196.5	17.9
60°-70°	2618.9	21.4
70°-80°	1827.8	14.9
80°-90°	112.3	0.9
90°-100°	0.0	0.0
100°-110°	0.0	0.0
110°-120°	0.0	0.0
120°-130°	0.0	0.0
130°-140°	0.0	0.0
140°-150°	0.0	0.0
150°-160°	0.0	0.0
160°-170°	0.0	0.0
170°-180°	0.0	0.0
0°-90°	12240.0	100.0
0°-180°	12240.0	100.0

Coefficient of Utilization



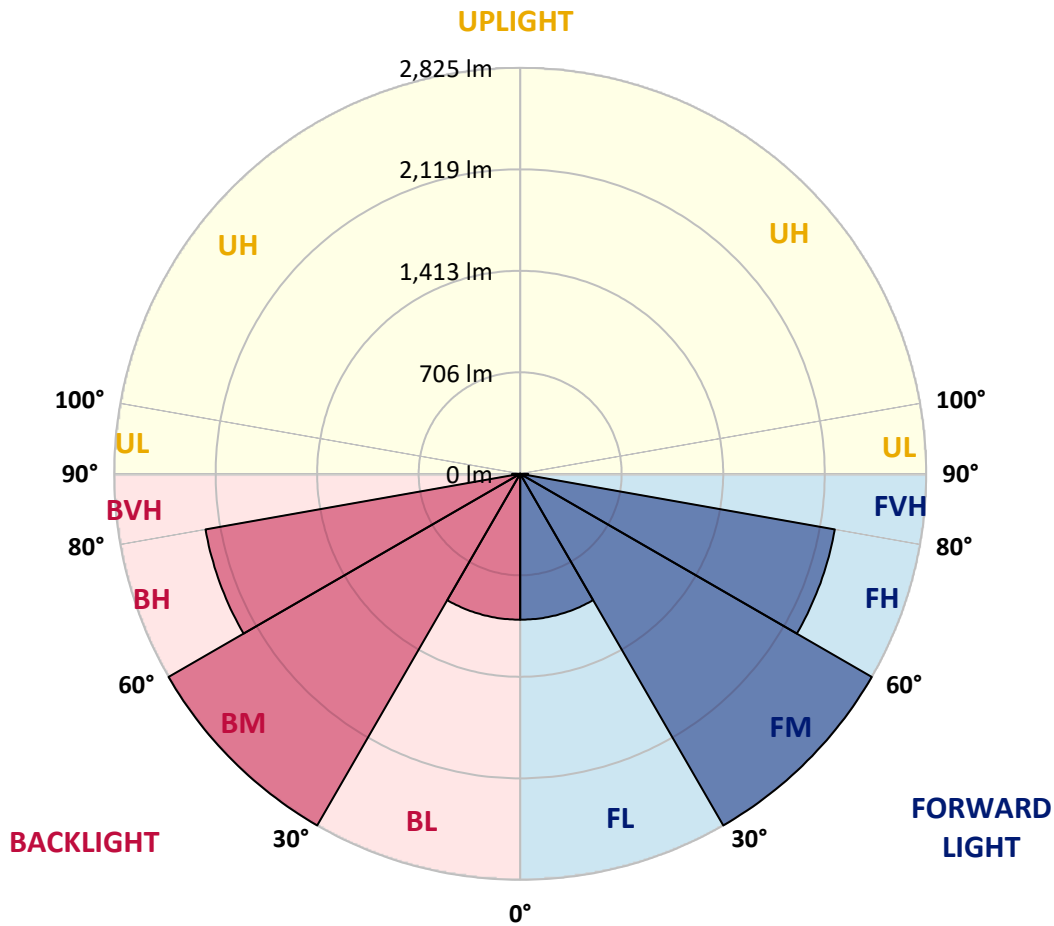
REPORT NUMBER: P882415
 CATALOG NUMBER: NVN-SB2B-740-U-T1

LUMINAIRE CLASSIFICATION SYSTEM LUMEN TABLE AND BUG RATING:

Zone	Lumens	% Fixture	Zone Rating/Lumen Limit		
			B	U	G
FL (0°-30°)	1015.2	8.3			
FM (30°-60°)	2825.2	23.1			
FH (60°-80°)	2223.4	18.2			G2/5000
FVH (80°-90°)	56.1	0.5			G1/100
BL (0°-30°)	1015.2	8.3	B3/2500		
BM (30°-60°)	2825.2	23.1	B3/5000		
BH (60°-80°)	2223.4	18.2	B3/2500		G3/2500
BVH (80°-90°)	56.1	0.5			G1/100
UL (90°-100°)	0.0	0.0		U0/0	
UH (100°-180°)	0.0	0.0		U0/0	

BUG Rating: B3-U0-G3

Type I Short



REPORT NUMBER: P882415
 CATALOG NUMBER: NVN-SB2B-740-U-T1

CANDELA DISTRIBUTION (FULL):

	0°	5°	15°	25°	35°	45°	55°	65°	75°	85°	90°
0°	2287.2	2287.2	2287.2	2287.2	2287.2	2287.2	2287.2	2287.2	2287.2	2287.2	2287.2
2.5°	2289.1	2291.7	2291.7	2289.8	2294.3	2290.4	2290.4	2288.5	2290.4	2288.5	2288.5
5°	2300.8	2304.1	2305.4	2304.7	2310.6	2307.3	2307.3	2304.7	2305.4	2303.4	2303.4
7.5°	2323.0	2327.5	2330.1	2333.4	2341.8	2337.9	2335.3	2327.5	2324.3	2319.0	2319.0
10°	2330.1	2335.3	2343.8	2360.7	2380.2	2380.8	2373.0	2353.5	2338.6	2326.9	2324.9
12.5°	2308.0	2315.1	2332.7	2367.2	2410.8	2428.3	2416.0	2383.4	2354.2	2333.4	2330.1
15°	2280.0	2287.8	2314.5	2366.5	2430.9	2471.9	2470.6	2427.7	2380.8	2348.3	2343.1
17.5°	2236.4	2244.2	2282.6	2355.5	2446.5	2514.2	2532.4	2488.2	2422.5	2378.9	2371.7
20°	2157.7	2164.9	2218.2	2320.3	2451.8	2559.1	2606.6	2567.5	2485.6	2426.4	2415.3
22.5°	2055.6	2066.7	2129.1	2259.9	2439.4	2605.9	2691.1	2664.5	2559.1	2477.1	2462.2
25°	1946.3	1958.0	2030.9	2185.7	2407.5	2639.7	2791.3	2774.4	2642.3	2540.2	2519.4
27.5°	1852.0	1864.3	1943.7	2112.2	2358.1	2652.8	2890.2	2898.6	2743.2	2609.8	2587.7
30°	1777.8	1789.5	1874.1	2053.0	2294.3	2639.7	2976.7	3035.3	2846.0	2670.3	2638.4
32.5°	1696.5	1711.5	1800.6	1980.8	2218.9	2608.5	3052.2	3182.9	2965.0	2735.4	2695.0
35°	1593.7	1607.4	1701.1	1881.9	2120.0	2558.4	3115.3	3346.8	3135.4	2834.2	2789.4
37.5°	1468.8	1481.8	1574.9	1758.3	2021.8	2488.2	3163.4	3531.6	3338.4	2976.7	2916.9
40°	1343.3	1355.7	1442.8	1620.4	1904.0	2398.4	3180.3	3712.4	3571.3	3172.5	3108.8
42.5°	1228.2	1239.2	1319.2	1484.5	1772.0	2283.9	3158.2	3869.9	3780.1	3309.1	3227.2
45°	1122.1	1131.9	1202.8	1357.0	1634.7	2144.7	3091.8	4039.0	4028.6	3406.7	3296.1
47.5°	1001.1	1010.9	1084.4	1233.4	1497.5	1981.4	2979.3	4205.5	4374.0	3627.9	3500.4
50°	853.5	861.9	937.4	1090.9	1355.0	1807.8	2823.2	4336.3	4809.8	3962.9	3802.8
52.5°	678.5	687.6	761.1	914.6	1185.9	1621.1	2617.6	4421.5	5313.3	4452.1	4254.9
55°	504.8	511.3	575.0	713.0	976.4	1408.3	2360.0	4445.5	5884.5	5120.8	4874.2
57.5°	366.2	370.1	411.1	513.9	740.3	1142.3	2047.1	4383.1	6564.2	5978.1	5667.8
60°	296.6	297.9	310.3	355.8	514.5	841.8	1669.2	4168.4	7301.9	7083.3	6692.4
62.5°	269.3	269.3	272.6	284.9	348.0	555.5	1211.9	3723.5	8092.9	8480.0	7956.3
65°	250.4	250.4	251.7	257.6	274.5	353.9	765.0	2998.8	8759.7	10116.0	9453.8
67.5°	233.5	234.2	233.5	235.5	245.2	261.5	443.6	2071.2	9118.8	11811.2	11096.3
70°	216.0	217.3	214.0	214.0	221.8	222.5	277.8	1135.8	8820.8	13231.9	13043.9
72.5°	195.2	197.1	191.9	190.6	196.5	193.9	208.8	545.1	7573.2	13656.0	14150.4
75°	176.9	179.5	167.8	164.6	164.6	162.6	169.8	279.7	4915.2	11139.9	11915.3
77.5°	160.7	165.9	147.0	136.6	134.0	128.1	138.6	171.1	2149.9	5230.1	5121.4
80°	132.7	139.9	121.0	108.6	104.1	97.6	109.3	119.7	639.4	1214.5	1163.1
82.5°	98.9	102.1	85.9	77.4	73.5	69.0	82.0	83.3	208.2	430.0	485.9
85°	63.1	64.4	52.7	45.5	43.6	41.6	52.0	45.5	79.4	316.1	459.3
87.5°	22.1	25.4	20.2	18.2	19.5	16.3	24.1	13.7	22.1	223.1	276.5
90°	0.0	0.0	0.0	0.0	0.0	0.0	0.0	0.0	0.0	0.0	0.0

(END OF REPORT)